



This large 760 sq ft apartment has been tastefully renovated in the past to create a wonderful period family home. The original floorboards have been sanded and polished back to life and throughout the house is the feeling of a lovely country home.

An unusual feature of the unique layout of the apartment is the sheer volume of storage. Not only under the stairs, but the apartment also provides its own utility room.

The kitchen is all freestanding with a dual bowl Butler's sink and modern fittings leading out through bi-fold doors to the patio garden. Both bedrooms have very high ceilings and plenty of space, while the reception to the front is larger than normal.

Althea Street is very close to the Sainsbury's superstore and is a short walk away from a diverse range of bars, restaurants and shops. There are good transport links with Fulham Broadway and Parsons Green a short walk away and easy access to the city from Imperial Wharf and Wandsworth Town.



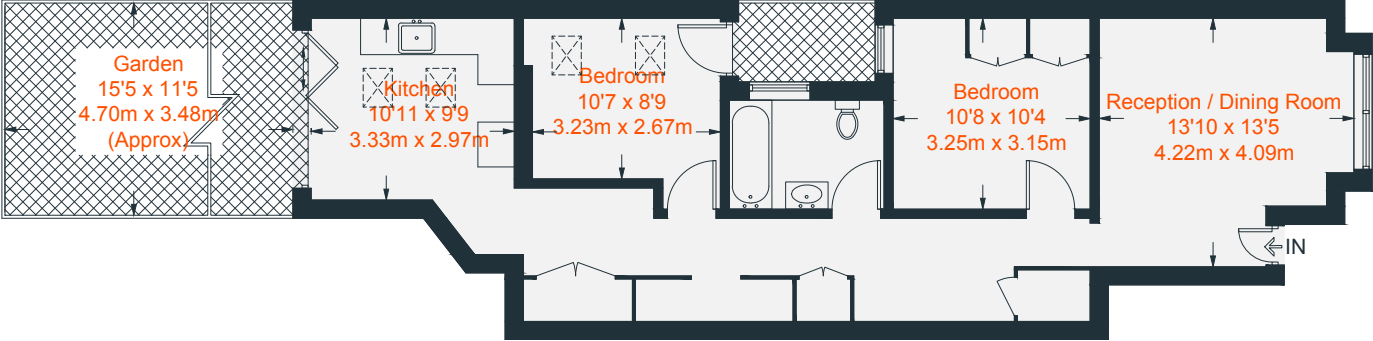




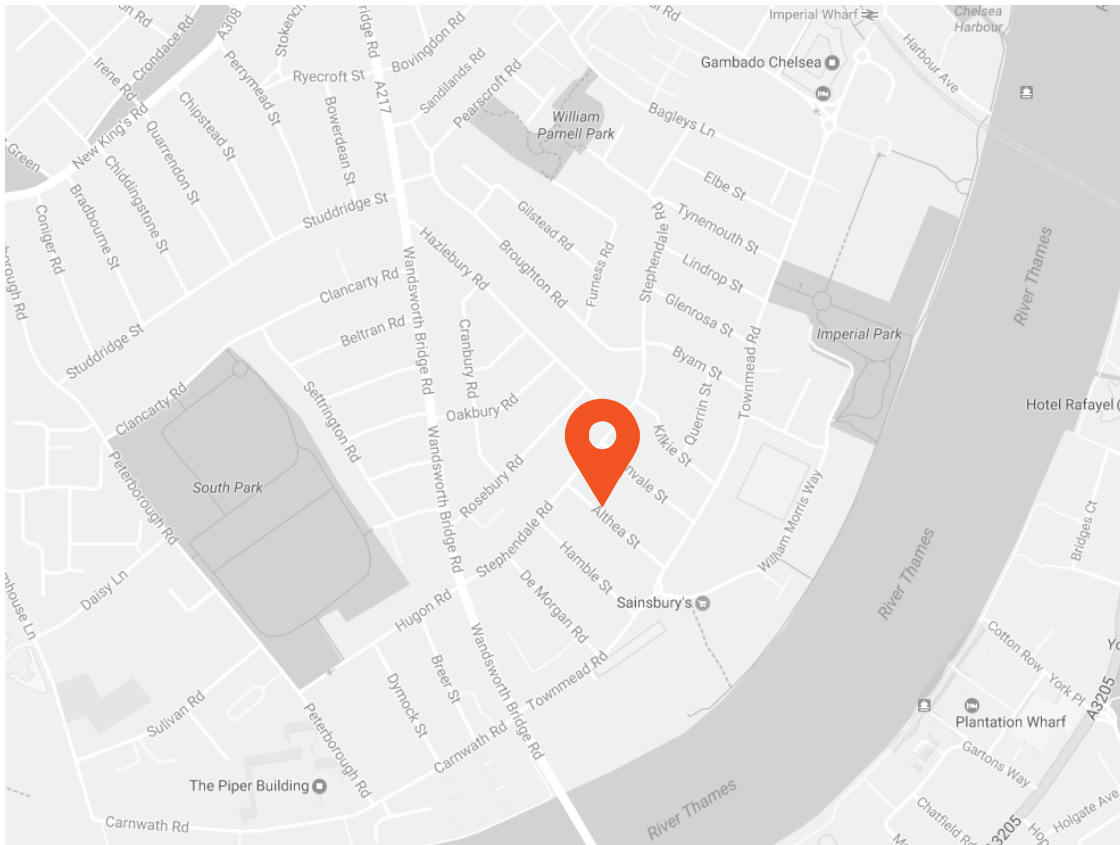




Approximate Gross Internal Area = 760 sq ft / 70.6 sq m



Ground Floor



Transport Links

- Imperial Wharf (0.5 miles)
- Wandsworth Town (0.9 miles)
- Parsons Green (1.0 miles)

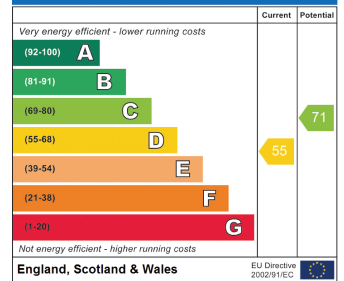
Aspire Fulham South

+44 (0) 20 7736 6110
fulham@aspire.co.uk

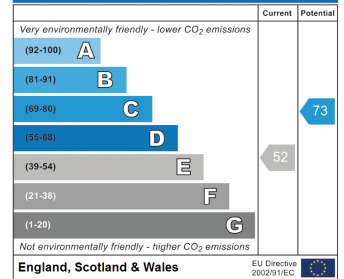
Aspire Fulham Central

+44 (0) 20 7381 7381
c.fulham@aspire.co.uk

Energy Efficiency Rating



Environmental Impact (CO₂) Rating



This recyclable brochure has been produced in good faith to give a general guide. We have not undertaken a structural survey, nor have we tested the services or appliances. All measurements are approximate and the lease details where applicable must be confirmed by the solicitor. Brochure prepared by Colourbrush.

aspire.co.uk

